

FEATURES

- Sensitivity in the vacuum ultraviolet region
R10824..... 115 nm to 320 nm
R10825..... 115 nm to 195 nm
- High quantum efficiency
R10824 (at 254 nm) 19.5 % (Typ.)
R10825 (at 121.6 nm) 26.0 % (Typ.)
- High anode sensitivity
R10824 (at 254 nm)..... 1.6×10^5 A/W (Typ.)
R10825 (at 121.6 nm)..... 1.0×10^5 A/W (Typ.)

APPLICATIONS

- Atomic emission spectrophotometer
- VUV-UV spectrophotometer

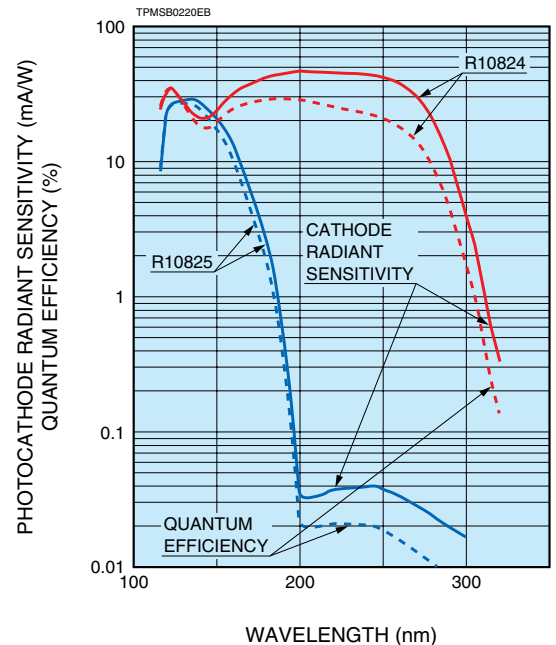


SPECIFICATIONS

GENERAL

Parameter		R10824	R10825	Unit
Spectral response		115 to 320	115 to 195	nm
Wavelength of maximum response		200	130	nm
Photocathode material		Cs-Te	Cs-I	—
Window material		MgF ₂		—
Minimum effective area		4 × 9.5		mm
Dynode	Structure	Circular-cage		—
	Number of stage	9		—
	Material	Sb-Cs		—
Direct interelectrode capacitances	Anode to dynode No.9	Approx. 1.7		pF
	Anode to all other electrodes	Approx. 2.0		pF
Base		11-pin base		—
Weight		7.0	7.2	g
Suitable socket for base (supplied)		E678-11U		—

Figure 1: Typical spectral response



PHOTOMULTIPLIER TUBES R10824, R10825

MAXIMUM RATINGS (Absolute maximum values)

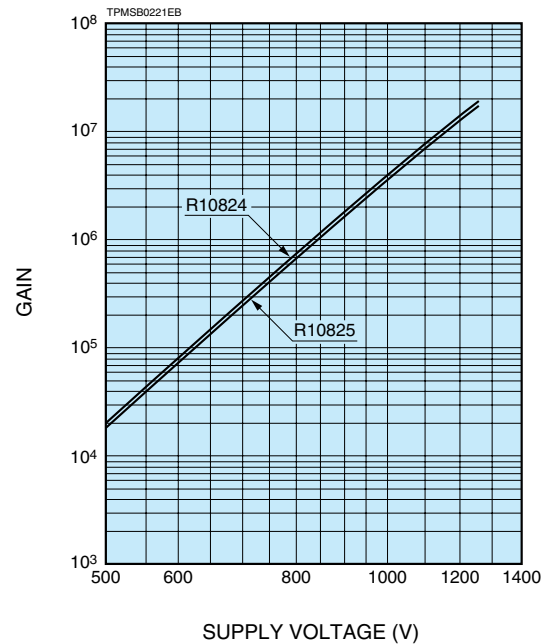
Parameter		Value	Unit
Supply voltage	Between anode and cathode	1250	V
	Between each succeeding electrode	150	V
Average anode current		0.01	mA
Ambient temperature		-30 to +50	°C

CHARACTERISTICS (at 25°C)

Parameter	R10824			R10825			Unit
	Min.	Typ.	Max.	Min.	Typ.	Max.	
Cathode Radiant sensitivity ^(A)	—	40	—	—	25.5	—	mA/W
Quantum efficiency ^(A)	—	19.5	—	—	26.0	—	%
Anode radiant sensitivity ^(A)	—	1.6×10^5	—	—	1.0×10^5	—	A/W
Gain	—	4.0×10^6	—	—	3.9×10^6	—	—
Anode dark current (after 30 min storage in darkness)	—	0.1	2	—	0.05	1	nA
Time response	Anode pulse rise time	—	1.4	—	1.4	—	ns
	Electron transit time	—	15	—	15	—	ns

NOTE: ^(A)R10824 at 254 nm, R10825 at 121.6 nm

Figure 2: Typical gain characteristics

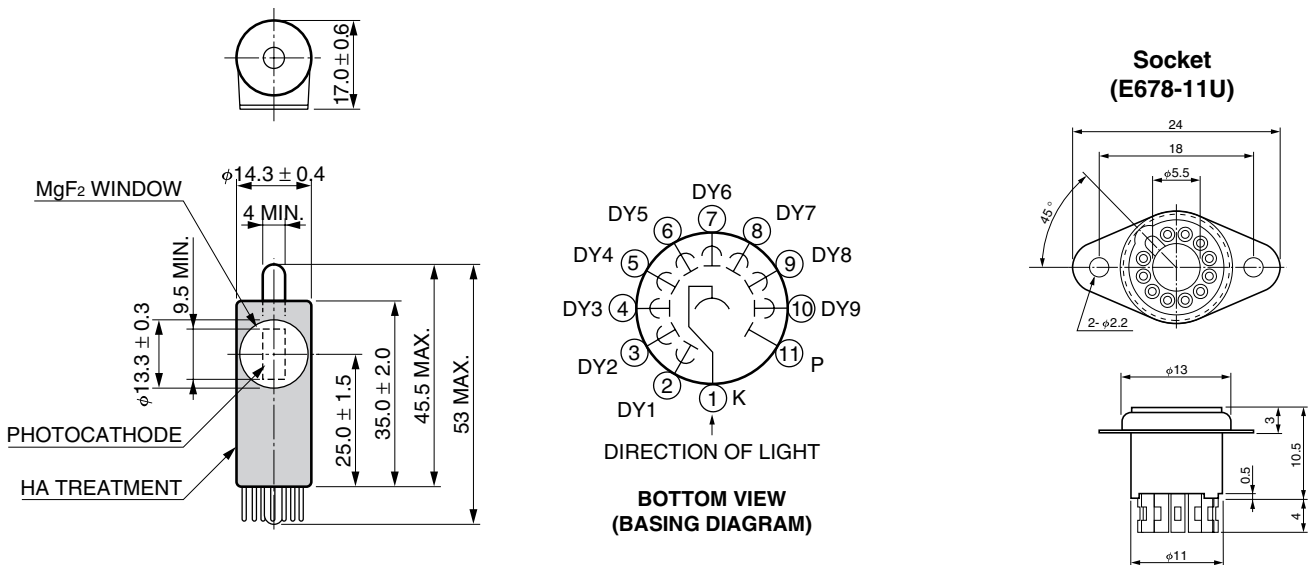


VOLTAGE DISTRIBUTION RATIO

Electrodes	K	Dy1	Dy2	Dy3	Dy4	Dy5	Dy6	Dy7	Dy8	Dy9	P
Ratio	1	1	1	1	1	1	1	1	1	1	1

Supply voltage: 1000 V, K: Cathode, Dy: Dynode, P: Anode

Figure 3: Dimensional outline and basing diagram (Unit: mm)



Handling precautions

- Operate below 10⁻¹ Pa condition or atmospheric pressure.

TPMSA0044EA

TACCA0181EC

HAMAMATSU PHOTONICS K.K. www.hamamatsu.com

HAMAMATSU PHOTONICS K.K., Electron Tube Division

314-5, Shimokanzo, Iwata City, Shizuoka Pref., 438-0193, Japan, Telephone: (81)539/62-5248, Fax: (81)539/62-2205

U.S.A.: Hamamatsu Corporation, 360 Foothill Road, Bridgewater, N.J. 08807-0910, U.S.A., Telephone: (1)908-231-0960, Fax: (1)908-231-1218 E-mail: usa@hamamatsu.com

Germany: Hamamatsu Photonics Deutschland GmbH, Arzbergerstr. 10, D-82211 Herrsching am Ammersee, Germany, Telephone: (49)8152-375-0, Fax: (49)8152-2658 E-mail: info@hamamatsu.de

France: Hamamatsu Photonics France S.A.R.L., 19, Rue du Saule Trapu, Parc du Moulin de Massy, 91882 Massy Cedex, France, Telephone: (33)1 69 53 71 00, Fax: (33)1 69 53 71 10 E-mail: infos@hamamatsu.fr

United Kingdom: Hamamatsu Photonics UK Limited, 2 Howard Court, 10 Tewin Road, Welwyn Garden City, Hertfordshire AL7 1BW, United Kingdom, Telephone: (44)1707-294888, Fax: (44)1707-325777 E-mail: info@hamamatsu.co.uk

North Europe: Hamamatsu Photonics Norden AB, Torshamnsgatan 35 SE-164 40 Kista, Sweden, Telephone: (46)8-509-031-00, Fax: (46)8-509-031-01 E-mail: info@hamamatsu.se

Italy: Hamamatsu Photonics Italia S.r.l., Strada della Moia, 1 int. 6, 20020 Arese (Milano), Italy, Telephone: (39)02-93581733, Fax: (39)02-93581741 E-mail: info@hamamatsu.it

China: Hamamatsu Photonics (China) Co., Ltd., B1201 Jiaming Center, No.27 Dongsanhuan Bellu, Chaoyang District, Beijing 100020, China, Telephone: (86)10-6586-6006, Fax: (86)10-6586-2866 E-mail: hpc@hamamatsu.com.cn

TPMS1075E02
NOV. 2015 IP