



L9726

High output power LED of compact SMD type

Features

- High radiant output power
- Compact/surface mount type package
- High reliability
- Low price
- Compatible with read-free reflow soldering (RoHS compliance)

Applications

- Optical switches
- Automobile use

Absolute maximum ratings (Ta=25 °C unless otherwise noted)

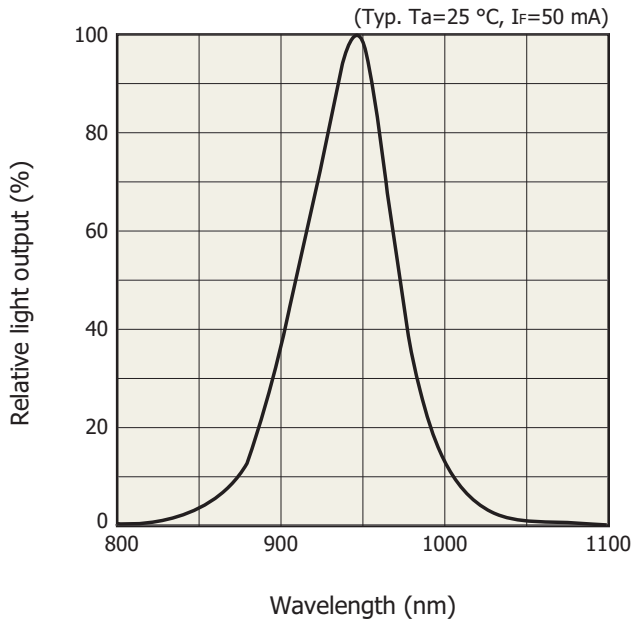
Parameter	Symbol	Condition	Specification	Unit
Reverse voltage	VR		5	V
Forward current	IF		80	mA
Derating rate of forward current	-	Ta > 25 °C	0.7	mA/°C
Pulse forward current	IFP	Pulse width=10 μs Duty ratio=1%	0.8	A
Derating rate of pulse forward current	-	Ta > 25 °C	7.4	mA/°C
Power dissipation	Pd		150	mW
Operating temperature	Topr	No condensation	-30 to +90	°C
Storage temperature	Tstg	No condensation	-40 to +125	°C
Reflow soldering condition	Tsol	JEDEC level 4	Peak temperature 250 °C, 2 times	-

Note: Exceeding the absolute maximum ratings even momentarily may cause a drop in product quality. Always be sure to use the product within the absolute maximum ratings.

Electrical and optical characteristics (Ta=25 °C)

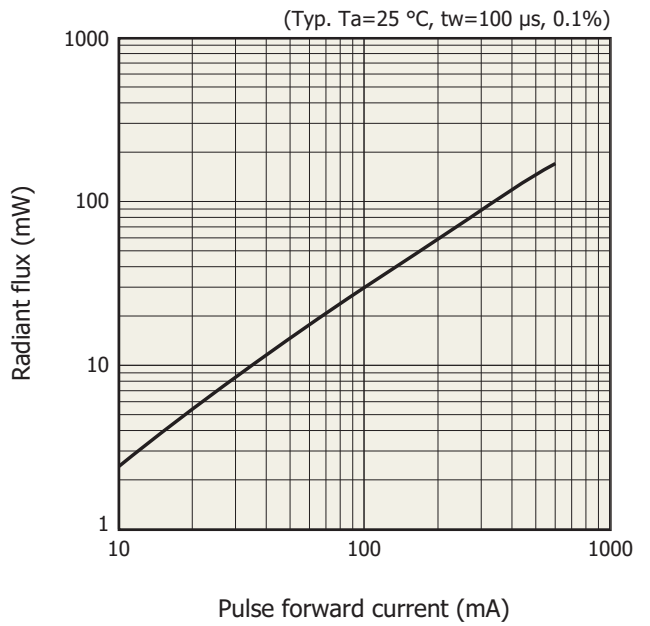
Parameter	Symbol	Condition	Min.	Typ.	Max.	Unit
Peak emission wavelength	λp	IF=50 mA	920	945	970	nm
Spectral half-width	Δλ	IF=50 mA	-	60	100	nm
Radiant flux	φe	IF=50 mA	11	15	20	mW
Forward voltage	VF	IF=50 mA	-	1.35	1.45	V
Pulse forward voltage	VFP	IFP=0.8 A	-	2.8	3.5	V
Reverse current	IR	VR=5 V	-	-	5	μA
Cutoff frequency	fc	IF=50 mA ± 4 mAp-p	0.1	0.3	-	MHz

Emission spectrum



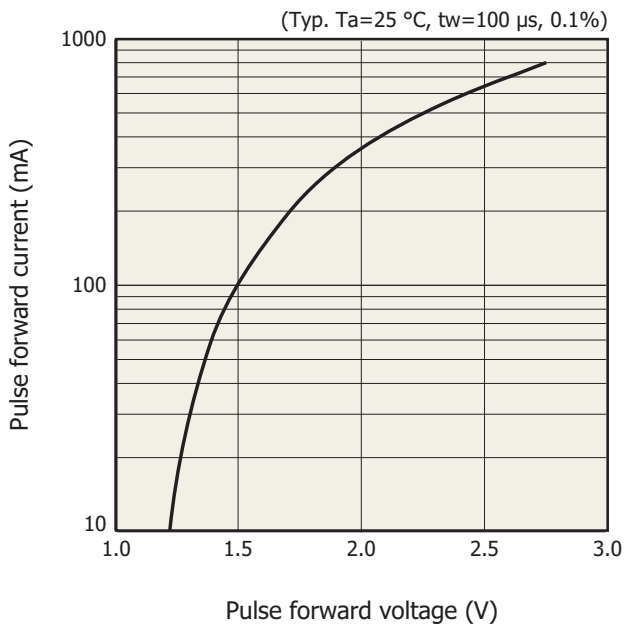
KLEDB0364EA

Radiant flux vs. pulse forward current

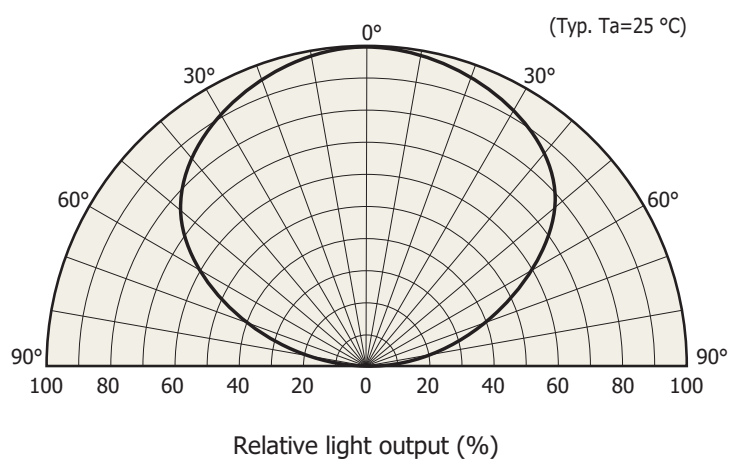


KLEDB0365EA

Pulse forward current vs. pulse forward voltage **Directivity**

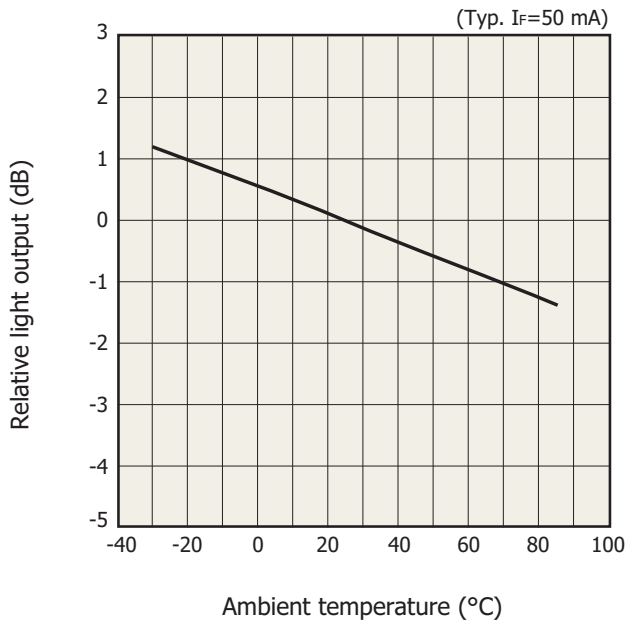


KLEDB0366EA



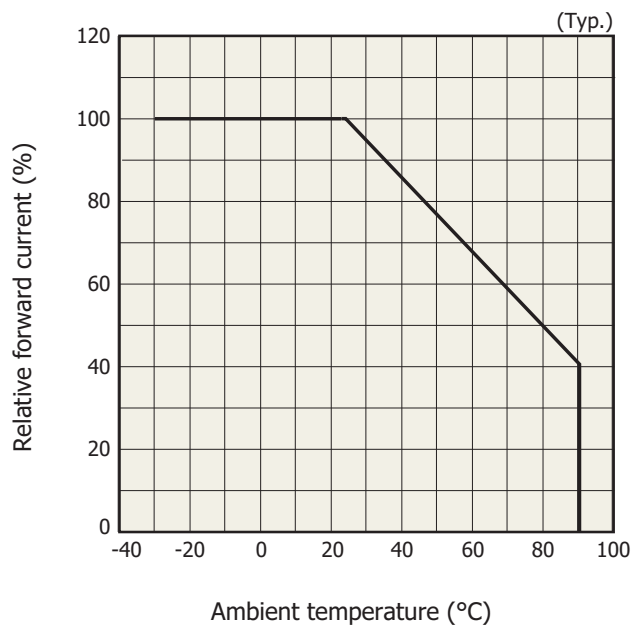
KLEDB0360EA

Light output vs. ambient temperature



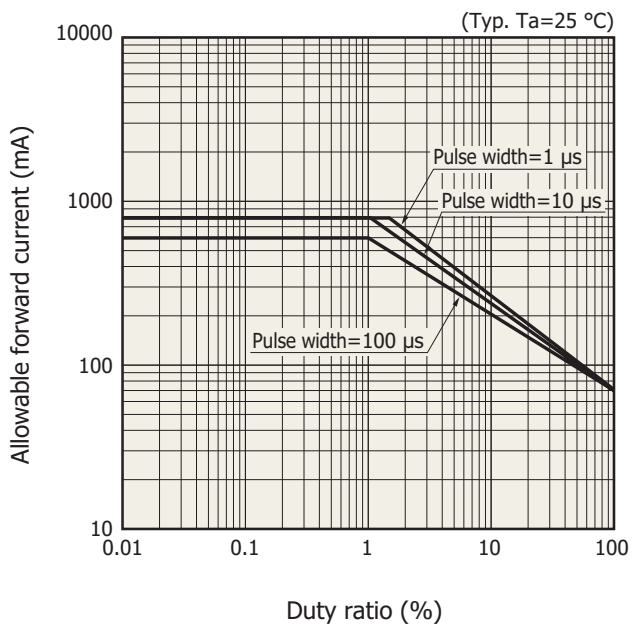
KLEDB0368EA

Allowable forward current vs. ambient temperature



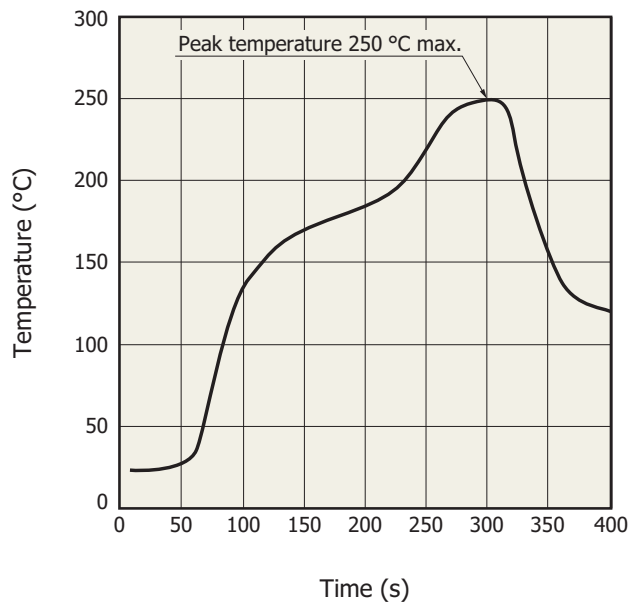
KLEDB0411EA

Allowable forward current vs. duty ratio



KLEDB0370EA

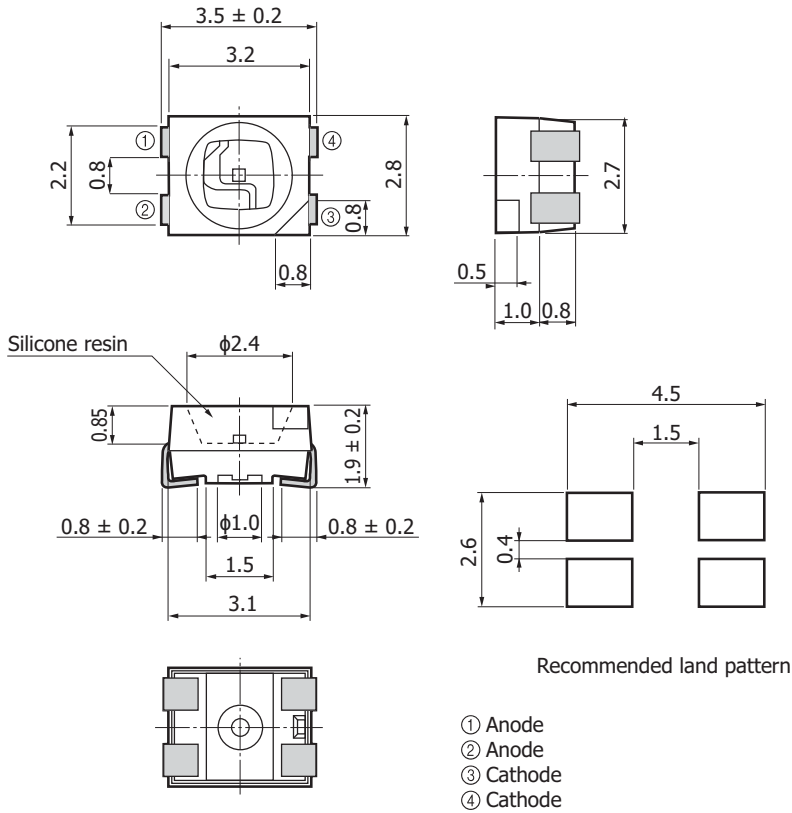
Recommended solder reflow condition



- After unpacking, store this device in an environment at a temperature from 5 to 30 °C and a humidity below 60%, and perform reflow soldering on this device within 72 hours.
- Thermal stress applied to the device during reflow soldering differs depending on the PC boards and reflow oven being used.
- When setting the reflow conditions, make sure that the reflow soldering process does not degrade device reliability.

KLEDB0370EA

Dimensional outline (unit: mm, tolerance unless otherwise noted: ± 0.1)



Recommended land pattern

- ① Anode
- ② Anode
- ③ Cathode
- ④ Cathode

Electrode
 Distance from emission area center to package center: X, Y $\leq \pm 0.2$
 Packing: reel (1000 pcs/reel)

KLEDA0095EA

Related information

http://www.hamamatsu.com/sp/ssd/doc_en.html

■ Precautions

- Notice
- Metal, ceramic, plastic package products / Precautions
- Surface mount type products / Precautions

■ Technical information

- LED / Technical information

Information described in this material is current as of March, 2014.

Product specifications are subject to change without prior notice due to improvements or other reasons. This document has been carefully prepared and the information contained is believed to be accurate. In rare cases, however, there may be inaccuracies such as text errors. Before using these products, always contact us for the delivery specification sheet to check the latest specifications.

The product warranty is valid for one year after delivery and is limited to product repair or replacement for defects discovered and reported to us within that one year period. However, even if within the warranty period we accept absolutely no liability for any loss caused by natural disasters or improper product use.

Copying or reprinting the contents described in this material in whole or in part is prohibited without our prior permission.

HAMAMATSU

www.hamamatsu.com

HAMAMATSU PHOTONICS K.K., Solid State Division

1126-1 Ichino-cho, Higashi-ku, Hamamatsu City, 435-8558 Japan, Telephone: (81) 53-434-3311, Fax: (81) 53-434-5184

U.S.A.: Hamamatsu Corporation: 360 Foothill Road, P.O.Box 6910, Bridgewater, N.J. 08807-0910, U.S.A., Telephone: (1) 908-231-0960, Fax: (1) 908-231-1218

Germany: Hamamatsu Photonics Deutschland GmbH: Arzbergerstr. 10, D-82211 Herrsching am Ammersee, Germany, Telephone: (49) 8152-375-0, Fax: (49) 8152-265-8

France: Hamamatsu Photonics France S.A.R.L.: 19, Rue du Saule Trapu, Parc du Moulin de Massy, 91882 Massy Cedex, France, Telephone: 33-(1) 69 53 71 00, Fax: 33-(1) 69 53 71 10

United Kingdom: Hamamatsu Photonics UK Limited: 2 Howard Court, 10 Tewin Road, Welwyn Garden City, Hertfordshire AL7 1BW, United Kingdom, Telephone: (44) 1707-294888, Fax: (44) 1707-325777

North Europe: Hamamatsu Photonics Norden AB: Thorshamnsgatan 35 16440 Kista, Sweden, Telephone: (46) 8-509-031-00, Fax: (46) 8-509-031-01

Italy: Hamamatsu Photonics Italia S.R.L.: Strada della Moia, 1 int. 6, 20020 Arese, (Milano), Italy, Telephone: (39) 02-935-81-733, Fax: (39) 02-935-81-741

China: Hamamatsu Photonics (China) Co., Ltd.: 1201 Tower B, Jiaming Center, No.27 Dongsanhuan Beilu, Chaoyang District, Beijing 100020, China, Telephone: (86) 10-6586-6006, Fax: (86) 10-6586-2866