

S10341 series

**Low bias operation, for 800 nm band,
small package**

Features

- Miniature and thin package: 1.8 × 3.1 × 1.0^t mm
- Stable operation at low bias
- High-speed response
- High sensitivity
- Low noise

Applications

- Optical rangefinder
- Laser radar
- FSO (free space optics)

General ratings

Parameter	Symbol	S10341-02	S10341-05	Unit
Active area size*1	A	φ0.2	φ0.5	mm
Effective active area	-	0.03	0.19	mm ²
Package	-	Plastic		-

*1: Active area in which a typical gain can be obtained

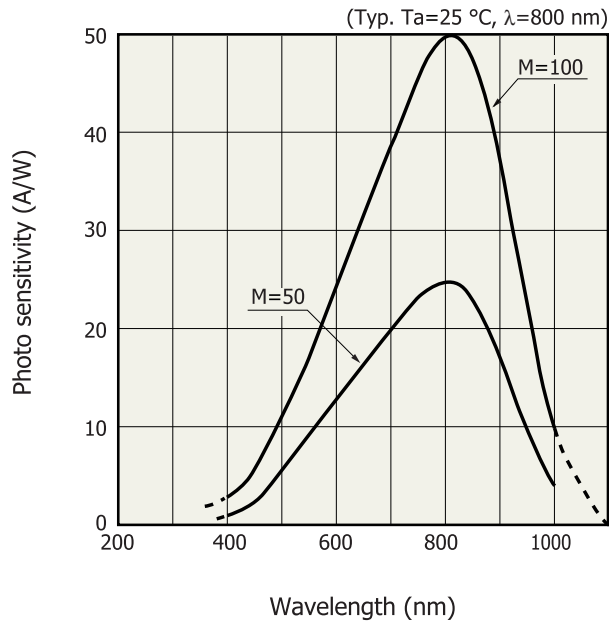
Absolute maximum ratings

Parameter	Symbol	Value	Unit
Operating temperature	Topr	-20 to +60	°C
Storage temperature	Tstg	-40 to +80	°C
Reverse current	I _{rmax}	200	μA
Forward current	I _{fmax}	10	mA

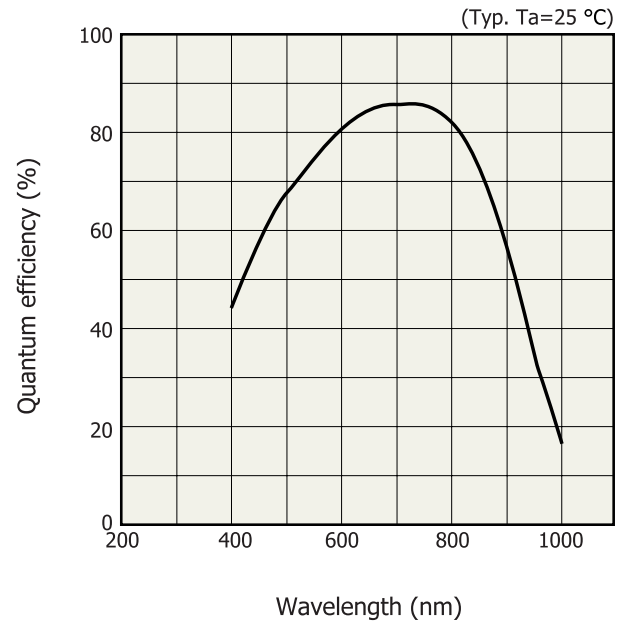
Electrical and optical characteristics (Ta=25 °C)

Parameter	Symbol	Condition	S10341-02			S10341-05			Unit
			Min.	Typ.	Max.	Min.	Typ.	Max.	
Spectral response range	λ		400 to 1000			400 to 1000			nm
Peak sensitivity wavelength	λ _p	M=100	-	800	-	-	800	-	nm
Photo sensitivity	S	λ=800 nm, M=1	-	0.5	-	-	0.5	-	A/W
Quantum efficiency	QE	λ=800 nm, M=1	-	75	-	-	75	-	%
Breakdown voltage	V _{BR}	I _D =100 μA	-	150	200	-	150	200	V
Temperature coefficient of V _{BR}	-		-	0.65	-	-	0.65	-	V/°C
Dark current	I _D	M=100	-	50	500	-	100	1000	pA
Cut-off frequency	f _c	M=100, R _L =50 Ω λ=800 nm, -3 dB	-	1000	-	-	900	-	MHz
Terminal capacitance	C _t	M=100, f=1 MHz	-	1	-	-	2	-	pF
Excess noise figure	x	M=100	-	0.3	-	-	0.3	-	-
Gain	M	λ=800 nm	-	100	-	-	100	-	-

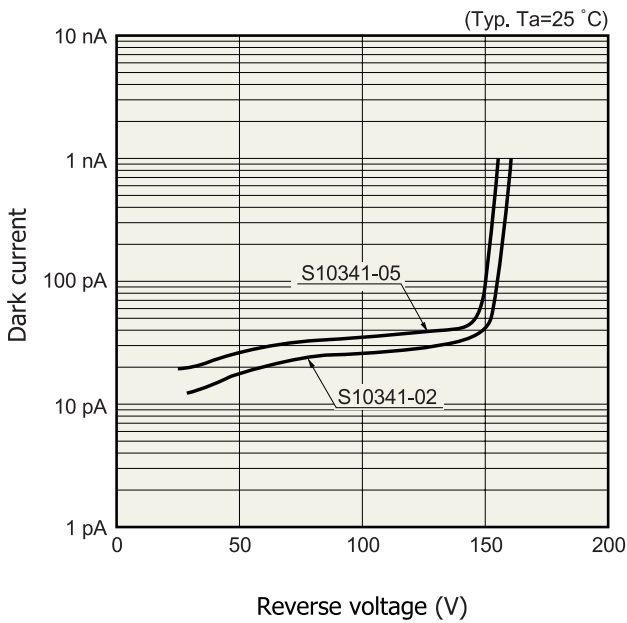
Spectral response



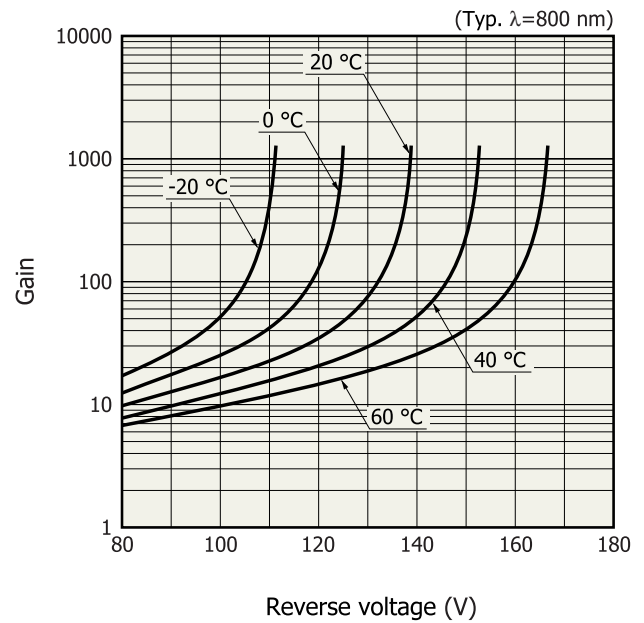
Quantum efficiency vs. wavelength



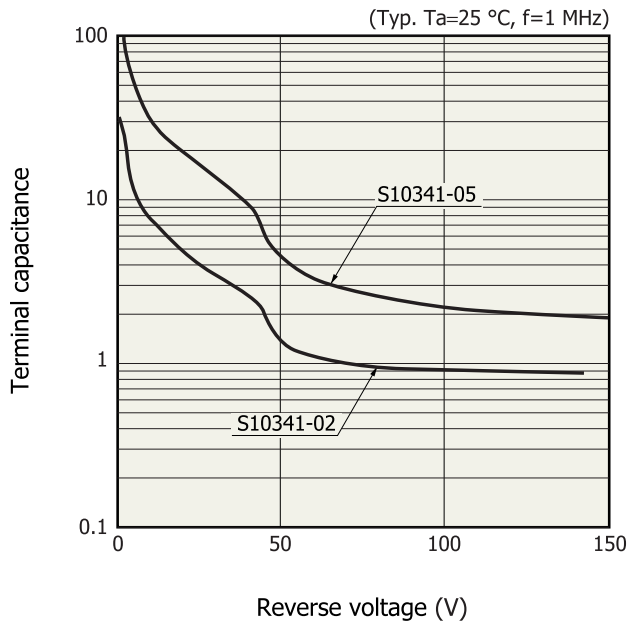
Dark current vs. reverse voltage



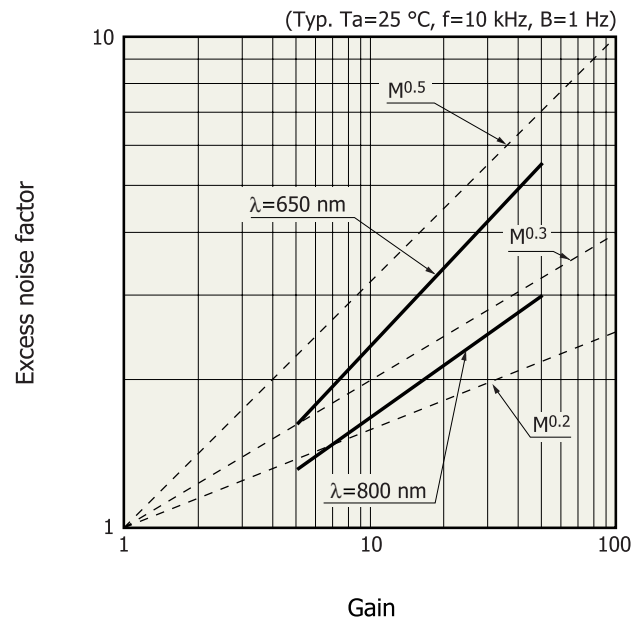
Gain vs. reverse voltage



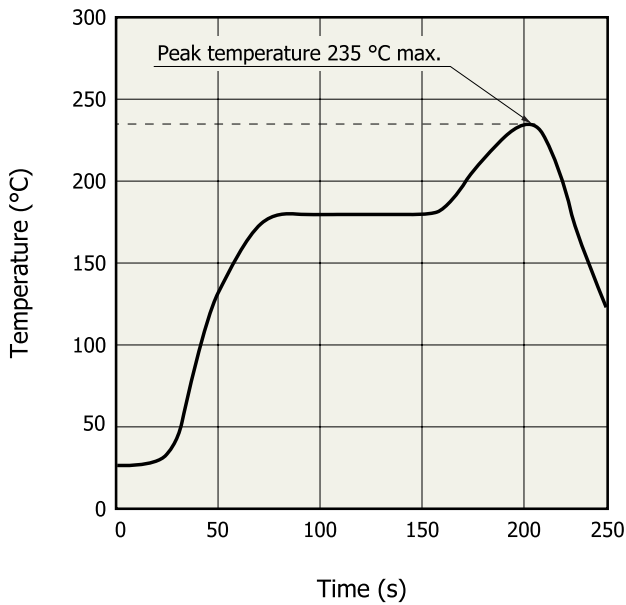
Terminal capacitance vs. reverse voltage



Excess noise factor vs. gain

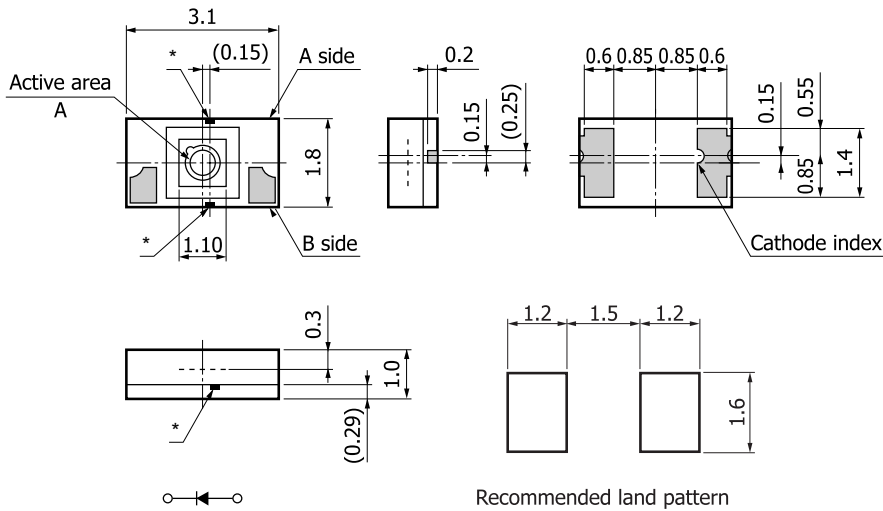


Recommended solder reflow condition



- After unpacking, store this device in an environment at a temperature of $30\text{ }^\circ\text{C}$ and a humidity below 60%, and perform reflow soldering on this device within 24 hours.
- Thermal stress applied to the device during reflow soldering differs depending on the PC boards and reflow oven being used.
- When setting the reflow conditions, make sure that the reflow soldering process does not degrade device reliability.

Dimensional outline (unit: mm, tolerance unless otherwise noted: ± 0.2 mm)



Active area position accuracy: $X, Y \leq \pm 0.3$
 Values in parentheses indicate reference value.

* Package side

Wiring is exposed on A and B sides.

Do not allow any conductor to make contact with the package sides to avoid shorting.

■ Electrodes

Type no.	A
S10341-02	$\phi 0.2$
S10341-05	$\phi 0.5$

KAPDA0130EA

Information described in this material is current as of May, 2011. Product specifications are subject to change without prior notice due to improvements or other reasons. Before assembly into final products, please contact us for the delivery specification sheet to check the latest information.

The product warranty is valid for one year after delivery and is limited to product repair or replacement for defects discovered and reported to us within that one year period. However, even if within the warranty period we accept absolutely no liability for any loss caused by natural disasters or improper product use.

Copying or reprinting the contents described in this material in whole or in part is prohibited without our prior permission.

HAMAMATSU

www.hamamatsu.com

HAMAMATSU PHOTONICS K.K., Solid State Division

1126-1 Ichino-cho, Higashi-ku, Hamamatsu City, 435-8558 Japan, Telephone: (81) 53-434-3311, Fax: (81) 53-434-5184

U.S.A.: Hamamatsu Corporation, 360 Foothill Road, P.O.Box 6910, Bridgewater, N.J. 08807-0910, U.S.A., Telephone: (1) 908-231-0960, Fax: (1) 908-231-1218

Germany: Hamamatsu Photonics Deutschland GmbH: Arzbergerstr. 10, D-82211 Herrsching am Ammersee, Germany, Telephone: (49) 8152-375-0, Fax: (49) 8152-265-8

France: Hamamatsu Photonics France S.A.R.L.: 19, Rue du Saule Trapu, Parc du Moulin de Massy, 91882 Massy Cedex, France, Telephone: 33-(1) 69 53 71 00, Fax: 33-(1) 69 53 71 10

United Kingdom: Hamamatsu Photonics UK Limited: 2 Howard Court, 10 Tewin Road, Welwyn Garden City, Hertfordshire AL7 1BW, United Kingdom, Telephone: (44) 1707-294888, Fax: (44) 1707-325777

North Europe: Hamamatsu Photonics Norden AB: Smidesvägen 12, SE-171 41 Solna, Sweden, Telephone: (46) 8-509-031-00, Fax: (46) 8-509-031-01

Italy: Hamamatsu Photonics Italia S.R.L.: Strada della Moia, 1 int. 6, 20020 Arese, (Milano), Italy, Telephone: (39) 02-935-81-733, Fax: (39) 02-935-81-741